






Kindergarten Home Learning Program Term 2 – Week 3






Copacabana Public School

NSW Department of Education

	Monday	Tuesday	Wednesday	Thursday	Friday
Morning Task	Have you made your bed?	Can you organise your toys today?	Can you help make lunch today?	How can you help a family member today?	Can you tidy your room?
Morning Session 9:00am - 10:00am English This week's sound: <ul style="list-style-type: none"> Uu This week's sight words: <ul style="list-style-type: none"> got went girl boy run her 	Phonics <ul style="list-style-type: none"> Watch this week's sound lesson on Seesaw Complete one 'Uu' page from your sound booklet Practise writing this week's sound in your scrapbook. Do 5 lowercase and 5 uppercase of each letter Sight Words <ul style="list-style-type: none"> Watch this week's sight word lesson on Seesaw Complete one sight word page from your sight word booklet Write a list of your sight words in your scrapbook using a different coloured pencil for each word 	Phonics <ul style="list-style-type: none"> Revise 'Uu' https://www.youtube.com/embed/nPJRhEV-kF8 Complete one 'Uu' page from your sound booklet Write or draw in your scrapbook 5 things that begin with this week's sound Sight Words <ul style="list-style-type: none"> Say your sight words 3 times each Complete one sight word page from your sight word booklet Complete one activity from your sentence booklet 	Phonics <ul style="list-style-type: none"> Revise 'Uu' https://www.youtube.com/embed/MCwiFQh3BZk Complete one 'Uu' page from your sound booklet Cut out 3 things that start with this week's sound from newspapers or magazines and glue them into your scrapbook. Sight Words <ul style="list-style-type: none"> Say your sight words 3 times each Complete one sight word page from your sight word booklet Put your words onto targets or write them in chalk on a brick wall. Then try to hit them with a ball or beanbag. Say each word as you hit it 	Phonics <ul style="list-style-type: none"> Revise 'Uu' https://www.youtube.com/embed/5atjDz04yZQ Complete one 'Uu' page from your sound booklet Make this week's sound using leaves, sticks or flowers from your garden Sight Words <ul style="list-style-type: none"> Say your sight words 3 times each Complete one sight word page from your sight word booklet Complete one activity from your sentence booklet 	Phonics <ul style="list-style-type: none"> Revise 'Uu' https://www.youtube.com/embed/RPq9XqTVxl8 Complete one 'Uu' page from your sound booklet Complete this week's sound pages in your Handwriting textbook Sight Words <ul style="list-style-type: none"> Say your sight words 3 times each Complete one sight word page from your sight word booklet Write your words twice onto flash cards. Use the cards to play Memory or Snap
Fruit Break 10:00am - 10:15am	Fruit Break	Fruit Break	Fruit Break	Fruit Break	Fruit Break
Reading 10:15am - 10:50am	Reading <ul style="list-style-type: none"> Login in and choose a story to read on Wushka Remember to read with crisp finger pointing, just like a real book Complete the quiz after reading the story Read the 'After you have completed the School Reader' activity 	Reading <ul style="list-style-type: none"> Login in and choose a story to read on Wushka Remember to read with crisp finger pointing, just like a real book Complete the quiz after reading the story Read the 'After you have completed the School Reader' activity 	Reading <ul style="list-style-type: none"> Login in and choose a story to read on Wushka Remember to read with crisp finger pointing, just like a real book Complete the quiz after reading the story Read the 'After you have completed the School Reader' activity 	Reading <ul style="list-style-type: none"> Login in and choose a story to read on Wushka Remember to read with crisp finger pointing, just like a real book Complete the quiz after reading the story Read the 'After you have completed the School Reader' activity 	Reading <ul style="list-style-type: none"> Listen to your teachers read a story on Seesaw Login in and choose a story to read on Wushka Remember to read with crisp finger pointing, just like a real book Complete the quiz after reading the story

	<ul style="list-style-type: none"> - Complete this task in your scrapbook - Take a photo of your work and upload it to Seesaw ● Optional - Complete some tasks on Reading Eggs 	<ul style="list-style-type: none"> - Complete this task in your scrapbook - Take a photo of your work and upload it to Seesaw ● Optional - Complete some tasks on Reading Eggs 	<ul style="list-style-type: none"> - Complete this task in your scrapbook - Take a photo of your work and upload it to Seesaw ● Optional - Complete some tasks on Reading Eggs 	<ul style="list-style-type: none"> - Complete this task in your scrapbook - Take a photo of your work and upload it to Seesaw ● Optional - Complete some tasks on Reading Eggs 	<ul style="list-style-type: none"> - Read the 'After you have completed the School Reader' activity - Complete this task in your scrapbook - Take a photo of your work and upload it to Seesaw
Lunch 10:50am-11:50am	Lunch	Lunch	Lunch	Lunch	Lunch
Middle Session 11:50am - 12:50pm Mathematics	Ignition Activity - Numbers <ul style="list-style-type: none"> ● Practise counting forwards to 30. ● See if you can count beyond 30. This week's topic - 2D Space <ul style="list-style-type: none"> ● This week we are learning about 2D space. We will be learning about circles, squares, rectangles and triangles ● Sing along to the 2D shape video: https://www.youtube.com/embed/beTDz9HSNOM ● Complete the following worksheets in your maths booklet <ul style="list-style-type: none"> - '2D space - circles' - '2D space - squares' - '2D space - rectangles' - '2D space - triangles' ● Complete a 2D space task on Mathematics 	Ignition Activity - Numbers <ul style="list-style-type: none"> ● Practise counting backwards from 10. ● See if you can backwards from 20 or 30. 2D Space - Properties <ul style="list-style-type: none"> ● All shapes have sides (edges) and some shapes have corners. ● Look at this circle  - How many sides does it have? - Does it have a straight or curved edge? - Does it have any corners? ● Look at this square  - How many sides does it have? - Are its sides all equal? - How many corners does it have? ● Look at this rectangle  - How many sides does it have? - Are its sides all equal? - How many corners does it have? ● Look at this triangle 	<ul style="list-style-type: none"> ● Watch this week's maths lesson on Seesaw ● Complete the assigned activity on Seesaw 	Ignition Activity - Numbers <ul style="list-style-type: none"> ● Practise writing numbers from 1 to 20 in your scrapbook. ● See if you can write beyond 20. 2D Space - Shape Hunt <ul style="list-style-type: none"> ● Draw and label a circle, square, rectangle and triangle in your scrapbook ● Go on a shape hunt at home and count how many of each shape you can find. Write that number next to each shape in your scrapbook ● Take a photo of your work and upload it to Seesaw ● Complete the first worksheet '2D space - explore' in your maths booklet ● Complete a 2D space task on Mathematics 	Ignition Activity - Numbers <ul style="list-style-type: none"> ● Make flashcards and write the numbers 1-20 on the cards. ● Shuffle them and mix them up then sort them back into the correct order, from 1 to 20. 2D Space - Exploring shapes <ul style="list-style-type: none"> ● Find 5 circular objects, 5 square shaped objects, 5 rectangular objects and 5 triangular objects around home. They may be blocks, marbles, balls or things from your kitchen or garden ● What can you build with these objects? Be as creative as you can ● Take a photo of your design and upload it to Seesaw ● Complete the second worksheet '2D space - explore' in your maths booklet

		 <ul style="list-style-type: none"> - How many sides does it have? - How many corners does it have? <ul style="list-style-type: none"> • Complete the worksheet '2D Space - properties' in your maths booklet 			
Brain Break 12:50pm - 1:25pm	'Just Dance' Guided Dancing on YouTube	'Kids Cosmic Yoga' on YouTube	Remote learning dance lesson with 'Footsteps Online' on YouTube	Complete a workout with Joe 'The Body Coach' on YouTube	Set up an obstacle course at home
Recess 1:25pm - 1:45pm	Recess	Recess	Recess	Recess	Recess
Afternoon Session 1:45pm - 2:45pm	<p>Science 'Reason for the Season' Using your Smartphone camera, hover over the QR code below and click on the pop down which will take you to Inquisitive.com. Scroll down to 'Reason for the Season'. Watch the video link and read the short eBook to help you answer the questions on pages 1-6. Upload your drawing/art work from page 4 to Seesaw.</p> 	<p>Geography Complete Lesson 2 - Caring for Places (pages 1-5) Using your Smartphone camera, hover over the QR code below and click on the pop down which will take you straight to the lesson on Inquisitive.com</p> 	<p>PDHPE Catching</p> <ul style="list-style-type: none"> • Instruct students to get into the position ready for catching: <ul style="list-style-type: none"> - standing balanced - hands lightly cupped - eyes focused • Students catch balls that are rolling and bouncing at varying speeds and heights. • Students catch balls not directly in line with the body. Try catching balls or objects while moving at different angles to the line of flight of the ball. • Try catching one-handed or put some gloves on and try catching. 	<p>Creative Arts Challenge a parent or sibling to a dance challenge. Record it and send it to your teacher on Seesaw</p>	<p>LEGO Challenge Build a treehouse for you and your friends</p>