




Copacabana Public School
STAGE 1 - Weekly Overview – TERM 3 WEEK 5

| | Monday | Tuesday | Wednesday | Thursday | Friday |
|---|--|---|---|---|---|
| Fluency 8:55am-9:00am | Read the fourth passage in your fluency book. After 1 minute, use a pencil to mark where you read up to. | Read the fourth passage again in your fluency book. After 1 minute, use a pencil to mark where you read up to. | Read the fourth passage again in your fluency book. After 1 minute, use a pencil to mark where you read up to. If you finish the passage before 1 minute is up, read the passage for a 2 nd time. | Read the fourth passage again in your fluency book. After 1 minute, use a pencil to mark where you read up to. If you finish the passage before 1 minute is up, read the passage for a 2 nd time. | On seesaw take a photo of your fluency passage. Record yourself reading the passage for 1 minute. Remember, if you finish the passage before 1 minute is up, read the passage for a 2 nd time. |
| Reading 9:00am-9:35am | Log on to Bug Club and choose a book to read today. Remember to click on the bugs throughout the book and answer the questions. | Complete one lesson on Reading Eggs and/or Fast Phonics | Log on to Bug Club and choose a book to read today. Remember to click on the bugs throughout the book and answer the questions. | Complete one lesson on Reading Eggs and/or Fast Phonics | Log on to Bug Club and choose a book to read today. Remember to click on the bugs throughout the book and answer the questions. |
| Spelling 9:35am-10:00am | Complete the assigned activities on Seesaw called: <ul style="list-style-type: none"> Revision Spelling rule revision | <ol style="list-style-type: none"> Complete the first 2 columns on your spelling sheet (say, sound mark and say, spell, sound mark). Choose 1 word and write it in a sentence. | <ol style="list-style-type: none"> Complete columns read it, spell it and check it on your spelling sheet. Complete the sound activities on Seesaw <ul style="list-style-type: none"> Word search /oi/ and /oy/ words A pirates AR treasure | <ol style="list-style-type: none"> Complete the first 2 columns on your spelling sheet (say, sound mark and say, spell, sound mark). Choose 1 word and write it in a sentence. | <ol style="list-style-type: none"> Complete columns read it, spell it and check it on your spelling sheet. Complete the sound activities on Seesaw <ul style="list-style-type: none"> Scratch and read au and aw Word search for or |
| On TUESDAY watch the “Read to” video posted on Seesaw during Fruit Break. FRUIT BREAK On THURSDAY watch the “Read to” video posted on Seesaw during Fruit Break. | | | | | |
| Writing 10:15am-10:50am | <p>GRAMMAR – ADVERBS</p> <p>Watch the assigned video on Seesaw called “Adverbs” and complete the Seesaw activity.</p> <p>PROCEDURE WRITING</p> <p>Watch the assigned video on Seesaw called “Procedure Scramble” and complete the seesaw activity.</p> | <p>PODCAST</p> <p>How do Bees make honey?</p> <p>Click on the podcast link on seesaw and listen to the podcast. Answer the questions:</p> <ol style="list-style-type: none"> There are thousands of species of Bee. Which one makes honey? What do Bees collect from flowers? Write something interesting that you discovered about Bees after listening the podcast? | <p>POBBLE 365</p> <p>Hey Diddle Diddle</p>  <p>you create a second verse to the popular nursery rhyme, 'Hey Diddle Diddle'? Follow the link on Seesaw to see the full stimulus and instructions for today’s activity.</p> | <p>INFERENCE QUESTION CARDS</p> <p>Click on the activity called inference question cards on Seesaw.</p> <p>KODABLE - CODING</p> <p>https://www.kodable.com/</p> <p>Click on login Click school profile The code is fn3iurv Find your name and click play.</p> | <p>HANDWRITING STUDENT TEXTBOOK</p> <p>Complete the two Yy pages in your handwriting textbook. Make sure you take your time and do your neatest writing. After you finish both pages, colour the pictures around the outside.</p> <p>PROCEDURE WRITING</p> <p>Watch the assigned video on Seesaw called “Procedural Writing: How to brush your teeth” and complete the Seesaw activity.</p> |


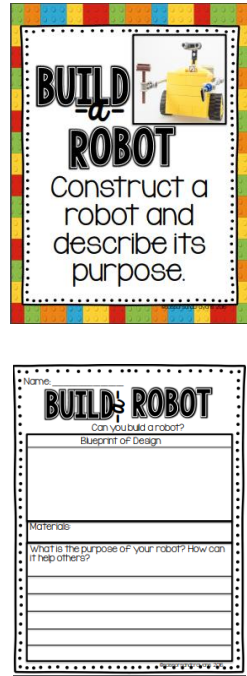


Copacabana Public School
STAGE 1 - Weekly Overview – TERM 3 WEEK 5

LUNCH

| | | | | | |
|--|--|---|--|--|---|
| <p>Maths</p> <p>11:50am-12:40pm</p> | <p>Visit the link on Seesaw called “Come on and meet the 2D Shapes”. Watch Video.</p> <p>Complete assigned activity on Seesaw - “2D Shapes”</p> <p>Number of the Day – Roll a dice and make a 2, 3 or 4 digit number. Complete the number of the day worksheet.</p> | <p>Visit the link on Seesaw called “Shapes are Everywhere”.</p> <p>I Spy- Shapes I can see in my house. Take a walk around your house. In your workbooks draw as many as you can see and write what shape it is.</p> <p>Complete assigned activity on Seesaw – “2D Shape Hunt”.</p> | <p>Visit the link on Seesaw called “Describing 2D Shapes”.</p> <p>Complete the assigned activity on Seesaw- “Who am I”</p> | <p>Visit the link on Seesaw called Shapes - “Flip, Slide, Turn”.</p> <p>Complete Mathematics task- Flip, slide, turn.</p> <p>Complete assigned Seesaw task – Slide, flip, turn</p> | <p>Number of the Day – Roll a dice and make a 2, 3 or 4 digit number. Complete the number of the day worksheet.</p> <p>Complete 2 Mathematics tasks.</p> |
|--|--|---|--|--|---|

RECESS

| | | | | | |
|--|--|---|---|---|--|
| <p>KLA</p> <p>1:00pm-2:00pm</p> | <p style="text-align: center;">CREATIVE ARTS Music- Castanets</p>  <p>Make these amazing castanets by jumping onto Seesaw. All of the instructions with a step by step video are waiting for you there!</p> | <p style="text-align: center;">GEOGRAPHY Weather and Patterns: Lesson 4 – Weather and activities</p> <ol style="list-style-type: none"> Please follow the link below and follow the lesson. http://inq.co/class/tnc Access code: 3764 Or access the link through Seesaw. Access code: 3764 Complete the following worksheet from your Geography booklet: <ul style="list-style-type: none"> Find a campsite One for each of the bears. Take a photo or draw the space. | <p style="text-align: center;">SCIENCE Earth’s Resources: Lesson 4 - Living With the Land</p> <ol style="list-style-type: none"> Please follow the link below and follow the lesson. http://inq.co/class/tnc Access code: 3764 Or access the link through Seesaw. Access code: 3764 Complete the following worksheet from your Science booklet: <ul style="list-style-type: none"> Imagine if you were to go shopping in Nature’s Shopping Centre. Make a shopping list of items you learned about in the eBook. | <p style="text-align: center;">DEVELOPMENTAL PLAY YOUR CHOICE!</p> <p>Some ideas could be:</p> <ul style="list-style-type: none"> - cooking - painting - drawing/colouring - building (Lego, blocks, Play-doh, etc) - Chess/Checkers <p>hand-eye coordination (throwing/catching/craft activities, etc.)</p> <p style="text-align: center;">OR</p> <p style="text-align: center;">LIBRARY ACTIVITY</p> <p>Visit the link on Seesaw called “Story Box Library”.</p> | <p style="text-align: center;">STEM</p>  <p style="text-align: center;">Have fun; the No.1 STEM rule! Mrs. M.</p> |
|--|--|---|---|---|--|



Copacabana Public School
STAGE 1 - Weekly Overview – TERM 3 WEEK 5