








Copacabana Public School
STAGE 1 - Weekly Overview – TERM 4 WEEK 2

WEEK 2

	Monday	Tuesday	Wednesday	Thursday	Friday
Fluency 8:55am-9:00am	Read the 2nd passage in your fluency book. After 1 minute, use a pencil to mark where you read up to.	Read the 2nd passage again in your fluency book. After 1 minute, use a pencil to mark where you read up to.	Read the 2nd passage again in your fluency book. After 1 minute, use a pencil to mark where you read up to. If you finish the passage before 1 minute is up, read the passage for a 2nd time.	Read the 2nd passage again in your fluency book. After 1 minute, use a pencil to mark where you read up to. If you finish the passage before 1 minute is up, read the passage for a 2nd time.	On seesaw take a photo of your fluency passage. Record yourself reading the passage for 1 minute. Remember, if you finish the passage before 1 minute is up, read the passage for a 2nd time.
Reading 9:00am-9:35am	Log on to Bug Club and choose a book to read today. Remember to click on the bugs throughout the book and answer the questions.	Complete one lesson on Reading Eggs and/or Fast Phonics	Log on to Bug Club and choose a book to read today. Remember to click on the bugs throughout the book and answer the questions.	Complete one lesson on Reading Eggs and/or Fast Phonics	Log on to Bug Club and choose a book to read today. Remember to click on the bugs throughout the book and answer the questions.
Spelling 9:35am-10:00am	Complete the assigned activities on Seesaw called: <ul style="list-style-type: none"> • Introduction to ou • Introduction to ow • Introduction to spelling rule 	<ol style="list-style-type: none"> 1. Complete the first 2 columns on your spelling sheet (say, sound mark and say, spell, sound mark). 2. Choose 1 word and write it in a sentence. 	<ol style="list-style-type: none"> 1. Complete columns read it, spell it and check it on your spelling sheet. 2. Complete the sound activities on Seesaw <ul style="list-style-type: none"> • Geraldine the Giraffe learns Ou • Geraldine the Giraffe learns ow 	<ol style="list-style-type: none"> 1. Complete the first 2 columns on your spelling sheet (say, sound mark and say, spell, sound mark). 2. Choose 1 word and write it in a sentence. 	<ol style="list-style-type: none"> 1. Complete columns read it, spell it and check it on your spelling sheet. 2. Complete the sound activities on Seesaw <ul style="list-style-type: none"> • "ou" & "ow" words • Phonics- Consonant-le
 FRUIT BREAK 					
Writing 10:15am-10:50am	<p style="text-align: center;">Penguins https://www.youtube.com/watch?v=O8qilxaBR20</p> <p style="text-align: center;">GRAMMAR – Synonyms Complete the assigned activities on seesaw called Synonyms.</p>	<p style="text-align: center;">Seals https://www.youtube.com/watch?v=uiSN_fORzyg</p> <p style="text-align: center;">READ-TO WRITING RESPONSE 'Rainbow Bear'</p>  <p style="text-align: center;">Find this activity in seesaw. The story read is in two (2) parts.</p>	<p style="text-align: center;">Polar Bears https://www.youtube.com/watch?v=zySc7A7Sayc</p> <p style="text-align: center;">POBBLE 365 'Down the Rabbit Hole'</p>  <p style="text-align: center;">Find this activity in seesaw and write about what will happen when</p>	<p style="text-align: center;">The Humpback Whale https://www.youtube.com/watch?v=joBvuEJyUd0</p> <p style="text-align: center;">KAHOOT!</p> <p style="text-align: center;">Click on the link in seesaw to play a game of kahoot!</p> <p style="text-align: center;">STEM</p>	<p style="text-align: center;">11 Weirdest Creatures Found in Antarctica https://www.youtube.com/watch?v=t53moWmWeXM</p> <p style="text-align: center;">HANDWRITING STUDENT TEXTBOOK Complete the two 'Ee' pages in your handwriting textbook.</p> <p style="text-align: center;">Make sure you take your time and do your neatest writing.</p>



Copacabana Public School
STAGE 1 - Weekly Overview – TERM 4 WEEK 2

		<p>Complete the activity and send your writing response to your teacher.</p>	<p>the girl reaches the bottom of the tunnel? Don't forget to draw a picture to illustrate your writing. Send a picture of your finished writing to your teacher</p>	<p>Design a pair of glasses. Use materials you have at home to design a stylish pair of glasses.</p> <div style="text-align: center;">    </div> <p>Take a photo and upload it to Seesaw.</p> <p style="text-align: center;"><i>Have fun; the No.1 STEM rule!</i> <i>Mrs. M</i></p>	<p>After you finish both pages, colour the pictures around the outside.</p> <p style="text-align: center;">TYPING TOURNAMENT</p> <p>Log on to typing tournament. Click on view map . Follow the instructions and complete an activity.</p>
--	--	--	--	--	---

LUNCH

<p>Maths Addition</p> <p>11:50am-12:40pm</p>	<p>Friends of 10 and 20 Log into seesaw and watch the video and complete the assigned activities on Addition</p> <p>Number of the Day – Roll a dice and make a 2, 3 or 4 digit number.</p>	<p>Doubles Log into seesaw and watch the video and complete the assigned activities on Addition</p> <p>Complete a Mathletics task on addition</p>	<p>Counting On Log into seesaw and watch the video and complete the assigned activities on Addition</p>	<p>Jump Strategy Log into seesaw and watch the video and complete the assigned activities on Addition</p> <p>Complete a Mathletics task on addition</p>	<p>Split Strategy Log into seesaw and watch the video and complete the assigned activities on Addition</p> <p>Number of the Day – Roll a dice and make a 2, 3 or 4 digit number.</p>
---	--	---	--	---	--



Copacabana Public School
STAGE 1 - Weekly Overview – TERM 4 WEEK 2

Complete the number of the day worksheet.

Complete the number of the day worksheet.

Complete any unfinished tasks on Mathematics

RECESS

KLA

CAPA

GEOGRAPHY

SCIENCE

PDHPE - Road Safety

**'FABULOUS FUN-TIME FRIDAY'
COMPUTERS AND IPADS OFF
NO SCREENS**

1:00pm-2:00pm

Log onto See Saw and complete the art activity assigned.

**How Places are Organised:
Lesson 2 – Activities in places**

1. Please follow the link below and follow the lesson.

<http://inq.co/class/tnc>

Access code: 3764

Or access the link through Seesaw.

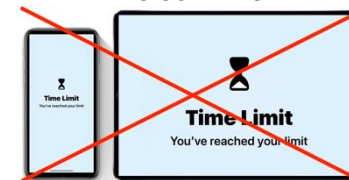
Access code: 3764

2. Complete the following worksheet from your Geography booklet:
 - Follow the directions on the maze to find your way to school.

Fossils Experiment with Mrs Johnson - Part 1

Find the 'Fossils Experiment with Mrs Johnson' in your seesaw activities list. Watch the two videos and see if you can make your own salt dough fossils. Make sure you upload a photo to seesaw for your teacher. You will need to keep your fossils in a safe place ready for part 2 of this Science lesson.

Log into seesaw and watch the video and complete the assigned activities.



Time to play outside...

OR

LIBRARY ACTIVITY


Click on the Seesaw activity called **Library – Nonfiction (Part 1)** and watch the video on the Dewey Decimal System.

Once you have watched the video in Part 1, click on the Seesaw activity called **Library – Nonfiction (Part 2)**, listen to the song and then complete the attached activity.

To finish off your day, click on the Seesaw activity called **Library – Nonfiction (Part 3)** and watch the



Copacabana Public School
STAGE 1 - Weekly Overview – TERM 4 WEEK 2

					<p>story called 'Do not lick this book' on Story Box Library. You will need to use your Central Coast Library Card number to watch this story.</p>  <p>The image shows the cover of a children's book titled 'Do not lick this book' by Joan Ten Bawik and Julian Frost. The cover is bright yellow with a white speech bubble in the center containing the title. At the bottom, there are small colorful characters and the authors' names.</p>
--	--	--	--	--	--