



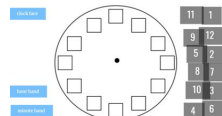








	Monday	Tuesday	Wednesday	Thursday	Friday
Morning Task	Can you help make breakfast? Log on to Seesaw and check the morning message from your teacher	Can you make your bed today? Log on to Seesaw and check the morning message from your teacher	Can you organise your toys neatly? Log on to Seesaw and check the morning message from your teacher	Can you help make lunch today? Log on to Seesaw and check the morning message from your teacher	Can you tidy your room? Log on to Seesaw and check the morning message from your teacher
Morning Session 9:00am - 10:00am English This week's sound: <ul style="list-style-type: none"> ay This week's sight words: <ul style="list-style-type: none"> could people than first water called 	Phonics <ul style="list-style-type: none"> Watch today's phonics lesson on Seesaw to learn this week's sound Complete the first 'ay' page in your booklet Sight Words <ul style="list-style-type: none"> Watch today's sight word lesson on Seesaw to learn this week's sight words Complete the first sight word page in your booklet 	Phonics <ul style="list-style-type: none"> Watch the video and revise some words that contain the sound 'ay' from yesterday's lesson. Can you think of any others? https://www.youtube.com/embed/aXzAloLm18 Complete the second 'ay' page in your booklet Sight Words <ul style="list-style-type: none"> Revise and read this week's sight words Complete the second sight word page in your booklet 	Phonics <ul style="list-style-type: none"> Watch today's phonics lesson on Seesaw to revise this week's sound Complete the third 'ay' page in your booklet Sight Words <ul style="list-style-type: none"> Watch today's sight word lesson on Seesaw to revise this week's sight words Complete the third sight word page in your booklet 	Phonics <ul style="list-style-type: none"> Watch the video and revise some words that begin with the 'ay' sound from yesterday's lesson. Can you think of any others? https://www.youtube.com/embed/eoy1JXYPn6w Complete the fourth 'ay' page in your booklet Sight Words <ul style="list-style-type: none"> Revise and read this week's sight words Complete the fourth sight word page in your booklet 	Phonics <ul style="list-style-type: none"> Watch today's phonics lesson on Seesaw to revise this week's sound Complete the fifth 'ay' page in your booklet Sight Words <ul style="list-style-type: none"> Watch today's sight word lesson on Seesaw to revise this week's sight words Complete the fifth sight word page in your booklet
Fruit Break 10:00am - 10:15am	Fruit Break	Fruit Break	Fruit Break	Fruit Break	Fruit Break
Reading 10:15am - 10:50am	Writing <ul style="list-style-type: none"> Use the first blank writing page in your booklet to write a recount of something you did on the weekend. Draw a picture to match your writing. Cut and Paste - Sightword revision	Writing <ul style="list-style-type: none"> Watch Mrs Wilson read the story 'The Lion who wanted to Love' on Seesaw Use the second blank writing page in your booklet to write some sentences about this story. Draw a picture to match your sentence 	Writing <ul style="list-style-type: none"> Use the third blank writing page in your booklet to answer one of the questions about this picture Into the Library 	Writing <ul style="list-style-type: none"> Watch Mrs Walters read the story 'My Real Friend' on Seesaw Use the fourth blank writing page in your booklet to write some sentences about this story. Draw a picture to match your sentences 	Writing <ul style="list-style-type: none"> Instead of giving news to your class at school this week, use the fifth blank writing page in your booklet to write about this prompt... Describe a mistake you made and what you learned from it. Draw a picture to match your sentence

	<ul style="list-style-type: none"> Revise the word 'they' and in your booklet, complete the cut and paste by ordering the words into a proper sentence <p>Reading</p> <ul style="list-style-type: none"> Complete some tasks or read some online books on Reading Eggs or Bug Club via <i>ActiveLearn</i> 	<p>Cut and Paste - Sightword revision</p> <ul style="list-style-type: none"> Revise the word 'was' and in your booklet, complete the cut and paste by ordering the words into a proper sentence <p>Reading</p> <ul style="list-style-type: none"> Complete some tasks or read some online books on Reading Eggs or Bug Club via <i>ActiveLearn</i> 	<p>https://pbs.twimg.com/media/EEpQ0FJXoAlBnVJ?format=jpg&name=medium</p> <ul style="list-style-type: none"> Draw a picture to match your writing. <p>Cut and Paste - Sightword revision</p> <ul style="list-style-type: none"> Revise the word 'like' and in your booklet, complete the cut and paste by ordering the words into a proper sentence <p>Reading</p> <ul style="list-style-type: none"> Complete some tasks or read some online books on Reading Eggs or Bug Club via <i>ActiveLearn</i> 	<p>Cut and Paste - Sightword revision</p> <ul style="list-style-type: none"> Revise the word 'here' and in your booklet, complete the cut and paste by ordering the words into a proper sentence <p>Reading</p> <ul style="list-style-type: none"> Complete some tasks or read some online books on Reading Eggs or Bug Club via <i>ActiveLearn</i> 	<p>Cut and Paste - Sightword revision</p> <ul style="list-style-type: none"> Revise the word 'come' and in your booklet, complete the cut and paste by ordering the words into a proper sentence <p>Reading</p> <ul style="list-style-type: none"> Complete some tasks or read some online books on Reading Eggs or Bug Club via <i>ActiveLearn</i>
Lunch 10:50am - 11:50am	Lunch	Lunch	Lunch	Lunch	Lunch
<p>Middle Session 11:50am - 12:50pm</p> <p>Mathematics - This week's topic - Time</p>	<p>Ignition activity Go into your seesaw activities and find the one on ordering the days of the week</p>  <p>https://app.seesaw.me/pages/shared_activity?share_token=5XSDmmxwTd2pIAvgF8-fsg&prompt_id=prompt.ee6d7ffa-f901-4312-822a-22b1c97c38f3</p> <p>This week's Topic - Time/Days of the week There are 7 days in a week. 5 of those days are called week days and two are called weekend days.</p> <ul style="list-style-type: none"> Complete the two worksheets on days of the week in your work booklet. 	<p>Ignition activity Sing along with Jack Hartman and learn about the four seasons. Look for this activity in your seesaw activities</p>  <p>https://app.seesaw.me/pages/shared_activity?share_token=T3hZyMBQQBas1wReA7SRVQ&prompt_id=prompt.c700cc2d-78a9-44a0-8da3-e5fb9ad1857a</p> <p>This week's Topic - Time/Seasons Do you know how many seasons there are in a year? There are actually four. Can you describe what each season may look like?</p> <ul style="list-style-type: none"> Complete the worksheet on seasons in your work booklet 	<p>Ignition activity Find Mrs Wilson's lesson on Time in your seesaw account. Then Sing along with Jack Hartman and complete the activity</p>  <p>This week's Topic - Time/Analog clocks Clocks tell us the time. We find clocks in many places. The big hand on an analog clock is usually called the 'minute' hand and the little hand is called the 'hour' hand</p> <ul style="list-style-type: none"> Complete the two worksheets on clocks around your house and o'clock times in your work booklet 	<p>Ignition activity Find this activity in your seesaw activities. Complete the clock and send back to your teacher</p>  <p>https://app.seesaw.me/pages/shared_activity?share_token=-P5xYXBORZ25LeoGkPjBA&prompt_id=prompt.40e6ff3d-d546-4234-bea1-6fecae3d51c1</p> <p>This week's Topic - Time</p> <ul style="list-style-type: none"> Following on from yesterday, complete the o'clock times sheet and see if you can revise the days of the week. Do you know which days are week days and which days we call the weekend days? Your worksheets are in your work booklet. 	<p>Ignition activity Find this activity in your seesaw account and see if you can make the time on the analog clock match the digital time</p>  <p>https://app.seesaw.me/pages/shared_activity?share_token=gSfMDLg8SSuE-CVdjgOyVg&prompt_id=prompt.022bda2e-67a7-49c9-8a87-12a0cd3308c3</p> <p>This week's Topic - Time/Digital time Digital clocks look slightly different to analog clocks. They do not have hands but just use numbers. Can you see some examples of digital clocks in your home?</p> <ul style="list-style-type: none"> Complete the two worksheets on digital time in your work booklet. One of them is a

					game you can play with someone in your family.
Brain Break 12:50pm - 1:25pm	Complete a workout with Joe 'The Body Coach' on YouTube	Choose a Cosmic Yoga Activity on YouTube	Choose a Just Dance Activity on YouTube	Remote learning dance lesson with 'Footsteps Online' on YouTube	LEGO challenge - Build a robot
Recess 1:25pm - 1:45pm	Recess	Recess	Recess	Recess	Recess
Afternoon Session 1:45pm - 2:45pm	Geography 'Assessments'  <ul style="list-style-type: none"> • Scan the above QR code and select 'Foundation Geography Assessments' to access the assessment sheets on Inquisitive.com • Discuss each worksheet and answer the questions • The four worksheets are in your work booklet <p>*Don't forget to start your homework on Monday</p> <p>* Optional Home Reading task- Log on to 'Bug Club' via ActiveLearn and choose a book to read each day</p>	Science Digital Technologies 'Assessments'  <ul style="list-style-type: none"> • Scroll down to 'Digital Technologies Assessments'. • Your passcode is: 8 5 5 1 • Think back about your previous lessons and what you have discovered. Write/draw your answers to the questions on your worksheets. • The three worksheets are in your work booklet and you can upload them to seesaw if you like. 	STEM <p>Colour in the attached STEM colouring sheet. On the back of it draw some pictures of what you have created in STEM this term. Also add what you love about STEM and what you want to do in STEM next term.</p> <p><i>Have fun; the No.1 STEM rule! Mrs. M.</i></p>	PDHPE Side Gallop <ul style="list-style-type: none"> • Say to the students: <ul style="list-style-type: none"> - Use light springing steps. - Take off and land on the front of your foot. - Make your body face forward. - Keep eyes straight ahead (or look over your shoulder.) - Step, close, step, close.....or step, together, step, together. • Use existing playground markings as tracks for side galloping. Students move along tracks or lines, looking in the direction of the track or looking in the same direction as their hips and body. • Students side gallop in different directions, using the left and right foot to lead. • Students develop side gallop patterns, changing direction, using a half turn, or using a different leading leg • Get students to mirror a partner to develop the idea of using the side gallop to defend a player, as in basketball, netball or soccer. 	Creative Arts Nature Collage <p>Go into your backyard or go for a walk with your family and collect a range of natural materials. This can include items such as; different shape and size leaves, grass, bark pieces, clover, twigs and different flowers. Using the materials you have collected, create your own collage on a piece of paper or even on the pavement or driveway outside. Upload a picture of your collage to Seesaw to share with your teachers. Be as creative as you like, here is an example for some inspiration.</p> 

--	--	--	--	--	--