








	Monday	Tuesday	Wednesday	Thursday	Friday
<b>Morning Task</b>	Can you help make breakfast?  Log on to Seesaw and check the morning message from your teacher	Can you make your bed today?  Log on to Seesaw and check the morning message from your teacher	Can you organise your toys neatly?  Log on to Seesaw and check the morning message from your teacher	Can you help make lunch today?  Log on to Seesaw and check the morning message from your teacher	Can you tidy your room?  Log on to Seesaw and check the morning message from your teacher
<b>Morning Session 9:00am - 10:00am</b>  <b>English</b>  <b>This week's sound:</b> <ul style="list-style-type: none"> <li>ai</li> </ul> <b>This week's sight words:</b> <ul style="list-style-type: none"> <li>time</li> <li>two</li> <li>more</li> <li>write</li> <li>number</li> <li>way</li> </ul>	<b>Phonics</b> <ul style="list-style-type: none"> <li>Watch today's phonics lesson on Seesaw to learn this week's sound</li> <li>Complete the first 'ai' page in your booklet</li> </ul> <b>Sight Words</b> <ul style="list-style-type: none"> <li>Watch today's sight word lesson on Seesaw to learn this week's sight words</li> <li>Complete the first sight word page in your booklet</li> </ul>	<b>Phonics</b> <ul style="list-style-type: none"> <li>Watch the video to revise the 'ai' sound. Can you think of any other words?</li> <li><a href="https://www.youtube.com/embed/4aWGXRab8d0">https://www.youtube.com/embed/4aWGXRab8d0</a></li> <li>Complete the second 'ai' page in your booklet</li> </ul> <b>Sight Words</b> <ul style="list-style-type: none"> <li>Revise and read this week's sight words</li> <li>Complete the second sight word page in your booklet</li> </ul>	<b>Phonics</b> <ul style="list-style-type: none"> <li>Watch today's phonics lesson on Seesaw to revise this week's sound</li> <li>Complete the third 'ai' page in your booklet</li> </ul> <b>Sight Words</b> <ul style="list-style-type: none"> <li>Watch today's sight word lesson on Seesaw to revise this week's sight words</li> <li>Complete the third sight word page in your booklet</li> </ul>	<b>Phonics</b> <ul style="list-style-type: none"> <li>Watch the video and revise some words that have the 'ai' sound. <a href="https://www.youtube.com/embed/JDzpV3jFefs">https://www.youtube.com/embed/JDzpV3jFefs</a></li> <li>Complete the fourth 'ai' page in your booklet</li> </ul> <b>Sight Words</b> <ul style="list-style-type: none"> <li>Revise and read this week's sight words</li> <li>Complete the fourth sight word page in your booklet</li> </ul>	<b>Phonics</b> <ul style="list-style-type: none"> <li>Watch today's phonics lesson on Seesaw to revise this week's sound</li> <li>Complete the fifth 'ai' page in your booklet</li> </ul> <b>Sight Words</b> <ul style="list-style-type: none"> <li>Watch today's sight word lesson on Seesaw to revise this week's sight words</li> <li>Complete the fifth sight word page in your booklet</li> </ul>
<b>Fruit Break 10:00am - 10:15am</b>	<b>Fruit Break</b>	<b>Fruit Break</b>	<b>Fruit Break</b>	<b>Fruit Break</b>	<b>Fruit Break</b>
<b>Reading 10:15am - 10:50am</b>	<b>Writing</b> <ul style="list-style-type: none"> <li>Use the first blank writing page in your booklet to write a recount of something you did on the weekend. Draw a picture to match your writing.</li> </ul> <b>Cut and Paste - Sightword revision</b>	<b>Writing</b> <ul style="list-style-type: none"> <li>Watch Mrs Wilson read the story 'Giraffes Can't Dance' on Seesaw</li> <li>Use the second blank writing page in your booklet to write some sentences about this story. Draw a picture to match your sentence</li> </ul>	<b>Writing</b> <ul style="list-style-type: none"> <li>Use the third blank writing page in your booklet to answer some of the questions about this picture. You can answer one or all of them. Up to you.</li> </ul> <b>The Fuzzle...</b>	<b>Writing</b> <ul style="list-style-type: none"> <li>Watch Mrs Walters read the story 'Stanley Paste' on Seesaw</li> <li>Use the fourth blank writing page in your booklet to write some sentences about this story. Remember to ask yourself..."What is the big</li> </ul>	<b>Writing</b> <ul style="list-style-type: none"> <li>Instead of giving news to your class at school this week, use the fifth blank writing page in your booklet to write about this prompt...Your pet is in charge of you for a day. What will they make you do?</li> <li>Draw a picture to match your sentence</li> </ul>

	<ul style="list-style-type: none"> <li>Revise the word 'will' and in your booklet, complete the cut and paste by ordering the words into a proper sentence</li> </ul> <p><b>Reading</b></p> <ul style="list-style-type: none"> <li>Complete some tasks or read some online books on Reading Eggs or Bug Club via ActiveLearn</li> </ul>	<p><b>Cut and Paste - Sightword revision</b></p> <ul style="list-style-type: none"> <li>Revise the word 'out' and in your booklet, complete the cut and paste by ordering the words into a proper sentence</li> </ul> <p><b>Reading</b></p> <ul style="list-style-type: none"> <li>Complete some tasks or read some online books on Reading Eggs or Bug Club via ActiveLearn</li> </ul>	 <p><a href="https://app.seesaw.me/#/activities/library?my_library&amp;promptId=prompt.053b63c3-9e33-4d75-b965-b1a1f49eb9f3">https://app.seesaw.me/#/activities/library?my_library&amp;promptId=prompt.053b63c3-9e33-4d75-b965-b1a1f49eb9f3</a></p> <ul style="list-style-type: none"> <li>Draw a picture to match your writing.</li> </ul> <p><b>Cut and Paste - Sightword revision</b></p> <ul style="list-style-type: none"> <li>Revise the word 'good' and in your booklet, complete the cut and paste by ordering the words into a proper sentence</li> </ul> <p><b>Reading</b></p> <ul style="list-style-type: none"> <li>Complete some tasks or read some online books on Reading Eggs or Bug Club via ActiveLearn</li> </ul>	<p>message?" Draw a picture to match your sentences</p> <p><b>Cut and Paste - Sightword revision</b></p> <ul style="list-style-type: none"> <li>Revise the word 'where' and in your booklet, complete the cut and paste by ordering the words into a proper sentence</li> </ul> <p><b>Reading</b></p> <ul style="list-style-type: none"> <li>Complete some tasks or read some online books on Reading Eggs or Bug Club via ActiveLearn</li> </ul>	<p><b>Cut and Paste - Sightword revision</b></p> <ul style="list-style-type: none"> <li>Revise the word 'there' and in your booklet, complete the cut and paste by ordering the words into a proper sentence</li> </ul> <p><b>Reading</b></p> <ul style="list-style-type: none"> <li>Complete some tasks or read some online books on Reading Eggs or Bug Club via ActiveLearn</li> </ul>
Lunch 10:50am - 11:50am	Lunch	Lunch	Lunch	Lunch	Lunch
<p>Middle Session 11:50am - 12:50pm</p> <p><b>Mathematics - This week's topic - Measurement/Length Height Distance</b></p>	<p><b>Ignition activity</b></p>  <p>LEGO bricks are a fun hands-on manipulative. Use them to measure toy dinosaurs or anything else you have lying around.</p> <p><b>This weeks Topic - Measurement/Length</b></p> <ul style="list-style-type: none"> <li>What is length? It is how long or short something is. Practise</li> </ul>	<p><b>Ignition activity</b></p> <p>Click on the link to listen to the story 'If the Shoe Fits'</p> <p><a href="https://www.youtube.com/watch?v=XsLz-icSu5g">https://www.youtube.com/watch?v=XsLz-icSu5g</a></p> <p><b>This week's topic - Measurement/Length</b></p> <ul style="list-style-type: none"> <li>Revise length? Remember, it is how long or short something is. Practise using the words 'longer' and 'shorter' when you are comparing the lengths of two objects.</li> <li>Have some fun today finding some different sized leaves outside and making the</li> </ul>	<p><b>Ignition activity</b></p> <p>Sing the tall and short song with Jack Hartman</p> <p><a href="https://www.youtube.com/watch?v=JjKhSyUVFBI">https://www.youtube.com/watch?v=JjKhSyUVFBI</a></p> <p><b>This week's topic - Measurement/Height</b></p> <ul style="list-style-type: none"> <li>When something is standing up, we usually call its length 'height'. It is still length, it's just a different word for it. We use words like tall and short to describe height.</li> <li>Complete the 2 worksheets in your booklet on height and comparing the heights of your</li> </ul>	<p><b>Ignition activity</b></p>  <p>Make pipe cleaner flowers, then "plant" them in a Play-Doh garden from shortest to tallest.</p> <p><b>This week's topic - Measurement/Height</b></p> <ul style="list-style-type: none"> <li>Remember, when something is standing up, we usually call its length 'height'. It's still length, it's just a different</li> </ul>	<p><b>Ignition activity</b></p> <p>Long-distance jump – Mark the floor with masking tape and corresponding distance lengths. Take some long jumps and record your distances.</p> <p><b>This week's topic - Measurement/Distance</b></p> <ul style="list-style-type: none"> <li>When we measure how far away something is, we call it distance. Distance is still a part of length and it is measurable. We use words like near and far to describe distance.</li> <li>Complete the worksheet in your booklet on distance and</li> </ul>

	using the words 'longer' and 'shorter' when you are comparing the lengths of two objects. Tell your mum or dad. <ul style="list-style-type: none"> <li>Complete the 2 worksheets in your booklet on length and comparing lengths.</li> </ul>	caterpillar expander. The 2 worksheets are in your booklet.	friends/family.	word for it. We use words like tall and short to describe height. <ul style="list-style-type: none"> <li>Complete the worksheet in your booklet on comparing heights in your family.</li> </ul>	comparing distances.
<b>Brain Break</b> 12:50pm - 1:25pm	Complete a workout with Joe 'The Body Coach' on YouTube	Choose a Cosmic Yoga Activity on YouTube	Choose a Just Dance Activity on YouTube	Remote learning dance lesson with 'Footsteps Online' on YouTube	LEGO challenge - Build your name or initials
<b>Recess</b> 1:25pm - 1:45pm	<b>Recess</b>	<b>Recess</b>	<b>Recess</b>	<b>Recess</b>	<b>Recess</b>
<b>Afternoon Session</b> 1:45pm - 2:45pm	<b>Geography</b> <b>'Talking About Maps'</b>  <ul style="list-style-type: none"> <li>Scan the above QR code and select 'Talking About Maps' to access the lesson on Inquisitive.com</li> <li>Discuss slides 1-3 of the lesson.</li> <li>Answer the questions on each slide</li> <li>Complete page 5 (the worksheet in your booklet)</li> </ul>	<b>Science</b> <b>Sequencing Instructions</b> <b>'One Step Further'</b>  <ul style="list-style-type: none"> <li>Scroll down to 'One Step Further'.</li> <li>Your passcode is: 8 5 5 1</li> <li>Watch the video links to help you answer the questions on pages 1-6. Upload your drawing/sequence from page 5-6 to Seesaw.</li> </ul>	<b>STEM</b> Can you make a frog using found materials? <ul style="list-style-type: none"> <li>Design and build a 3 dimensional frog using found materials.</li> <li>Do some research first to figure out which type of frog you are going to build.</li> <li>Think about different ways to use found materials as the parts of a frog. Figure out creative ways to attach items together!</li> </ul> <div style="border: 1px solid black; padding: 5px; width: fit-content; margin: 10px auto;">         Found items could include:         <ul style="list-style-type: none"> <li>- cardboard toilet paper tubes</li> <li>- plastic bottle lids</li> <li>- plastic bottle</li> <li>- craft materials like buttons</li> </ul> </div> <p><b>YOU CAN ALSO USE TAPE, SCISSORS, AND GLUE!</b></p> <p><b><i>Have fun; the No.1 STEM rule!</i></b> <b><i>Mrs. M.</i></b></p>	<b>Creative Arts - Father's Day Activity</b> Go to Seesaw and listen to the story: <b>"The Night Before Fathers Day"</b> Then complete the Father's Day Card using the materials supplied in your learning packs	<b>PDHPE - House Colour Fun Day- Let's have some fun!</b> I hope you all have been enjoying some time watching the amazing athletes at the Paralympic Games in Japan. To celebrate these amazing athletes and games we are going to have a different afternoon of sport. Dress in your house colours (Ross-Green, Chapman-Yellow, Cullen-Red, White-White) and get ready to be an Olympian. Set yourself up a mini olympics course in your backyard. Some ideas might include: a hobby horse jumping arena, running races, some mini soccer. Be as creative as you like and send us a video of your chosen activity.

**\*Don't forget to start your homework on Monday**

**\* Optional Home Reading task- Log on to 'Bug Club' via ActiveLearn and choose a book to read each day**