




Kindergarten Home Learning Program

Term 4 – Week 1




Copicabana Public School



NSW Department of Education

	Monday	Tuesday	Wednesday	Thursday	Friday
Morning Task	PUBLIC HOLIDAY	Can you make your bed today? Log on to Seesaw and check the morning message from your teacher	Can you organise your toys neatly? Log on to Seesaw and check the morning message from your teacher	Can you help make lunch today? Log on to Seesaw and check the morning message from your teacher	Can you tidy your room? Log on to Seesaw and check the morning message from your teacher
Morning Session 9:00am - 10:00am English This week's sound: <ul style="list-style-type: none"> qu, ng, ai, ay This week's sight words: <ul style="list-style-type: none"> down little jump this 		Phonics <ul style="list-style-type: none"> Watch today's phonic lesson to revise the sounds qu,ng,ai and ay. Can you think of any other words? Complete the qu page in your booklet Sight Words <ul style="list-style-type: none"> Watch today's sight word lesson on Seesaw to revise this week's sight words. Cut and Paste - Sight word revision <ul style="list-style-type: none"> Revise the word 'down' and in your booklet, complete the cut and paste by ordering the words into a proper sentence 	Phonics <ul style="list-style-type: none"> Watch today's phonics lesson on Seesaw to revise this week's sounds qu,ng,ai and ay. Complete the 'ng' page in your booklet Sight Words <ul style="list-style-type: none"> Watch today's sight word lesson on Seesaw to revise this week's sight words. Cut and Paste - Sight Word revision <ul style="list-style-type: none"> Revise the word 'little' and in your booklet, complete the cut and paste by ordering the words into a proper sentence 	Phonics <ul style="list-style-type: none"> Watch today's phonics lesson on Seesaw to revise this week's sounds qu,ng,ai and ay. Complete the 'ai or ay' cut and paste page in your booklet Sight Words <ul style="list-style-type: none"> Watch today's sight word lesson on Seesaw to revise this week's sight words. Cut and Paste - Sight Word revision <ul style="list-style-type: none"> Revise the word 'jump' and in your booklet, complete the cut and paste by ordering the words into a proper sentence 	Phonics <ul style="list-style-type: none"> Watch the phonics video on Seesaw Complete the 'ay/ai write the word' page and the 'colour by family' page in your booklet. Sight Words <ul style="list-style-type: none"> Watch today's sight word lesson on Seesaw to revise this week's sight words Cut and Paste - Sight Word revision <ul style="list-style-type: none"> Revise the word 'this' and in your booklet, complete the cut and paste by ordering the words into a proper sentence
Fruit Break 10:00am - 10:15am	Fruit Break	Fruit Break	Fruit Break	Fruit Break	Fruit Break
Reading 10:15am - 10:50am		Writing <ul style="list-style-type: none"> Use the first blank writing page in your booklet to write about something you really enjoyed doing when you were on holidays? 	Pobble Writing The Surprised Mouse 	Writing <ul style="list-style-type: none"> Watch Mrs Walters read the story 'Mr Huff' on Seesaw Use the third blank writing page in your booklet to write some sentences about this story. Remember to ask 	Writing <ul style="list-style-type: none"> Watch Mrs Wilson read the story, 'The Tin Forest' on Seesaw Use the fourth blank writing page in your booklet to write some sentences about this

		<ul style="list-style-type: none"> Draw a picture to match your sentence <p>Reading</p> <ul style="list-style-type: none"> Complete some tasks or read some online books on Reading Eggs or Bug Club via <i>ActiveLearn</i> 	<ul style="list-style-type: none"> Click on the Seesaw activity 'The Surprised Mouse' and use the second blank writing page in your booklet to answer one of the questions about this picture. https://app.seesaw.me/pages/shared_activity?share_token=XefO--xbTaaphlA_wlak6mw&prompt_id=prompt.7457632b-a40f-4d58-8187-ae1da9238bc2 Draw a picture to match your writing. <p>Reading</p> <ul style="list-style-type: none"> Complete some tasks or read some online books on Reading Eggs or Bug Club via <i>ActiveLearn</i> 	<p>yourself..."What is the big message?" Draw a picture to match your sentences</p> <p>Reading</p> <ul style="list-style-type: none"> Complete some tasks or read some online books on Reading Eggs or Bug Club via <i>ActiveLearn</i> 	<p>story. Have a discussion with your family about your favourite part of the story. Draw a picture to match your sentence.</p> <p>Reading</p> <ul style="list-style-type: none"> Complete some tasks or read some online books on Reading Eggs or Bug Club via <i>ActiveLearn</i>
Lunch 10:50am - 11:50am	Lunch	Lunch	Lunch	Lunch	Lunch
Middle Session 11:50am - 12:50pm Mathematics - This week's topic - 2D Shapes		<p>This week's topic - 2D Shapes 2D shapes are shapes with two dimensions, such as width and height. An example of a 2D shape is a rectangle or a circle. 2D shapes are flat and cannot be physically held, because they have no depth; a 2D shape is completely flat.</p> <ul style="list-style-type: none"> Complete the assigned activities in seesaw on 2D shapes Complete the 2 worksheets in your work booklet on circles and squares 	<p>This week's topic - 2D Shapes The properties of 2D shapes refer to their sides and angles.</p> <ul style="list-style-type: none"> Watch Mrs Bryson present a lesson on 2D shapes and then complete the assigned activities in seesaw on 2D shapes Complete the 2 worksheets in your work booklet on rectangles and triangles 	<p>This week's topic - 2D Shapes See if you can explain what a 2D shape is to a grown up and tell them the names of some 2D shapes. Can you tell them the difference between a 2D shape and a 3D object?</p> <ul style="list-style-type: none"> Complete the assigned activities in seesaw on 2D shapes Complete the worksheet in your work booklet on '2D space - Properties', to really explore the most common 2D shapes 	<p>This week's topic - 2D Shapes Can you go for a walk around your house and see if you can find some examples of 2D shapes. Don't confuse them with 3D objects. Remember, they are flat.</p> <ul style="list-style-type: none"> Complete the assigned activities in seesaw on 2D shapes Complete the worksheet in your booklet to have some fun with the common 2D shapes
Brain Break 12:50pm - 1:25pm		Choose a Cosmic Yoga Activity on YouTube	Choose a Just Dance Activity on YouTube	Remote learning dance lesson with 'Footsteps Online' on YouTube	LEGO challenge - Choose something from the 30 day Lego challenge sheet, build it and upload a photo to seesaw for your teacher

					https://app.seesaw.me/pages/shared_activity?share_token=fxxiem9vTCneReoVTmDIA&prompt_id=prompt.7ea048d2-5f11-45e0-8490-c42e81fc5ca0
Recess 1:25pm - 1:45pm	Recess	Recess	Recess	Recess	Recess
Afternoon Session 1:45pm - 2:45pm		<p>CAPA</p> <p>Go to your Seesaw page and press on the link to listen to the story 'Samantha Seagull's Sandals'. Then follow the directions in the template to learn how to draw and paint your own seagull. Have Fun!</p> 	<p>SCIENCE</p> <p><u>Let's talk about fossils</u></p> <p>Find this activity on seesaw, watch the YouTube video and complete the activity</p>  <p>Can you draw your favourite Dinosaur and label his features (eg, long strong tail, big sharp teeth etc)? Upload a picture of your completed dinosaur and send it to your teacher.</p>	<p>PDHPE (ROAD SAFETY)</p> <p>Go to the Seesaw page and click on Road Safety-Lesson1. Listen to Mrs Wilson read the story 'Who is out Walking' and then have a discussion with your family about the places where they should hold your hand. Complete the worksheet in your booklet and upload your pictures to Seesaw for your teachers.</p>	<p>'FABULOUS FUN-TIME FRIDAY'</p> <p>COMPUTERS AND IPADS OFF NO SCREENS</p>  <p>Time to play outside...</p>

- No homework this week
- Required Home Reading task. Make sure you Log on to 'Bug Club' via *ActiveLearn* and choose a book to read each day