








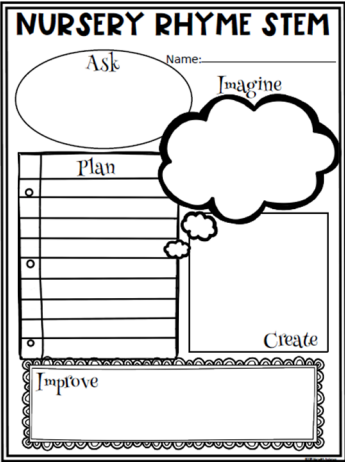





	Monday	Tuesday	Wednesday	Thursday	Friday
Morning Task	Can you help make breakfast? Log on to Seesaw and check the morning message from your teacher	Can you make your bed today? Log on to Seesaw and check the morning message from your teacher	Can you organise your toys neatly? Log on to Seesaw and check the morning message from your teacher	Can you help make lunch today? Log on to Seesaw and check the morning message from your teacher	Can you tidy your room? Log on to Seesaw and check the morning message from your teacher
Morning Session 9:00am - 10:00am English This week's sound: <ul style="list-style-type: none"> ng This week's sight words: <ul style="list-style-type: none"> then these so would make into 	Phonics <ul style="list-style-type: none"> Watch today's phonics lesson on Seesaw to learn this week's sound Complete the first 'ng' page in your booklet Sight Words <ul style="list-style-type: none"> Watch today's sight word lesson on Seesaw to learn this week's sight words Complete the first sight word page in your booklet 	Phonics <ul style="list-style-type: none"> Watch this video to revise the 'ng' sound https://www.youtube.com/embed/Nrjb0rler5M Revise some words that begin with the 'ng' sound from yesterday's lesson. Can you think of any others? Complete the second 'ng' page in your booklet Sight Words <ul style="list-style-type: none"> Revise and read this week's sight words Complete the second sight word page in your booklet 	Phonics <ul style="list-style-type: none"> Watch today's phonics lesson on Seesaw to revise this week's sound Complete the third 'ng' page in your booklet Sight Words <ul style="list-style-type: none"> Watch today's sight word lesson on Seesaw to revise this week's sight words Complete the third sight word page in your booklet 	Phonics <ul style="list-style-type: none"> Watch this video to revise the 'ng' sound https://www.youtube.com/embed/jmtOKfTEBh8 Revise some words that begin with the 'ng' sound from yesterday's lesson. Can you think of any others? Complete the fourth 'ng' page in your booklet Sight Words <ul style="list-style-type: none"> Revise and read this week's sight words Complete the fourth sight word page in your booklet 	Phonics <ul style="list-style-type: none"> Watch today's phonics lesson on Seesaw to revise this week's sound Watch this video, pausing it as often as needed, to complete a drawing of a King https://www.youtube.com/embed/hkxpdfwY2d8 Sight Words <ul style="list-style-type: none"> Watch today's sight word lesson on Seesaw to revise this week's sight words Complete the fifth sight word page in your booklet
Fruit Break 10:00am - 10:15am	Fruit Break	Fruit Break	Fruit Break	Fruit Break	Fruit Break
Reading 10:15am - 10:50am	Writing <ul style="list-style-type: none"> Use the first blank writing page in your booklet to write a recount of something you did on the weekend. Draw a picture to match your writing. Reading <ul style="list-style-type: none"> Complete some tasks or read some online books on Reading 	Writing <ul style="list-style-type: none"> Watch Mrs Wilson read the story "The Spiffiest Giant in Town" on Seesaw Use the second blank writing page in your booklet to write some sentences about this story. Draw a picture to match your sentence 	Writing <ul style="list-style-type: none"> Use the third blank writing page in your booklet to write some sentences about this picture  	Writing <ul style="list-style-type: none"> Watch Mrs Walters read the story 'Here Comes Stinkbug!' Use the fourth blank writing page in your booklet to write some sentences about this book. Draw a picture to match your sentences. Reading	Writing <ul style="list-style-type: none"> Instead of giving news to your class at school this week, use the fifth blank writing page in your booklet to write some sentences about what superpower you wish you had. Would you wish to fly, read minds, be invisible etc

	Eggs or Bug Club via ActiveLearn	Reading <ul style="list-style-type: none"> Complete some tasks or read some online books on Reading Eggs or Bug Club via ActiveLearn 	https://www.pobble365.com/a-new-world-2 <ul style="list-style-type: none"> Draw a picture to match your writing. Reading <ul style="list-style-type: none"> Complete some tasks or read some online books on Reading Eggs or Bug Club via ActiveLearn 	<ul style="list-style-type: none"> Complete some tasks or read some online books on Reading Eggs or Bug Club via ActiveLearn 	<ul style="list-style-type: none"> Draw a picture to match your sentence Reading <ul style="list-style-type: none"> Complete some tasks or read some online books on Reading Eggs or Bug Club via ActiveLearn
Lunch 10:50am - 11:50am	Lunch	Lunch	Lunch	Lunch	Lunch
Middle Session 11:50am - 12:50pm Mathematics - This week's topic - Fractions	Ignition activity  https://www.teachstarter.com/wp-content/uploads/2016/10/fractiondancing3.jpg This week's topic - Fractions <ul style="list-style-type: none"> This week we are learning about fractions. Objects can have one part and be a whole or they can be broken up into parts Find a whole piece of fruit in the kitchen. Ask a parent to share the fruit with you as you help them cut it into parts Complete the first maths worksheet in your booklet 'Fractions - parts and wholes' Complete a task on Mathematics 	Ignition activity  https://www.teachstarter.com/wp-content/uploads/2016/10/Fraction-Mosaic-Activity.jpg This week's topic - Fractions <ul style="list-style-type: none"> When we break something into parts, we have to make sure the parts are equal. This means they have to be the same size Watch this video to learn that equal means the same https://www.youtube.com/watch?v=CKrL4K4GGMM Complete the second maths worksheet in your booklet 'Fractions - parts and wholes' Complete a task on Mathematics 	Ignition activity  https://www.teachstarter.com/wp-content/uploads/2016/10/Fraction-Flowers.jpg This week's topic - Fractions <ul style="list-style-type: none"> When we divide a whole into 2 equal parts, we call each part a half Watch this video to listen to a story about halves https://www.youtube.com/watch?v=hVaxiJB6Fls&t=1s Complete the second maths worksheet in your booklet 'Fractions - halves' Complete a task on Mathematics 	Ignition activity  https://www.pinterest.com.au/pin/239957486370173812/ This week's topic - Fractions <ul style="list-style-type: none"> Find a piece of fruit or a vegetable in your kitchen and tell an adult how to cut it in half so you have an equal share. Can you ask them to cut each half in half again? How many pieces do you have? Do you know what we call these pieces? If something is cut into 4 parts, we call these parts quarters Complete the second maths worksheet in your booklet 'Fractions - halves' Complete a task on Mathematics 	Ignition activity  https://www.pinterest.com.au/pin/127226758199332813/ This week's topic - Fractions <ul style="list-style-type: none"> If something is cut into 4 equal parts, these parts are called quarters Watch this video to learn about quarters https://www.youtube.com/watch?v=3SdRStOBYPo On the blank page in your booklet, draw some 2D shapes and see if you can split them into halves. Can you make quarters now? Draw with a line to show where this would be so that you have equal parts. How many parts do you have when you cut your shape into

					halves and then quarters? • Complete a task on Mathletics
Brain Break 12:50pm - 1:25pm	Complete a workout with Joe 'The Body Coach' on YouTube	Choose a Cosmic Yoga Activity on YouTube	Choose a Just Dance Activity on YouTube	Remote learning dance lesson with 'Footsteps Online' on YouTube	LEGO challenge - The fence is broken and the dog keeps escaping. Build a new one so he can't get out
Recess 1:25pm - 1:45pm	Recess	Recess	Recess	Recess	Recess
Afternoon Session 1:45pm - 2:45pm	Geography 'Finding Places on Maps'  <ul style="list-style-type: none"> • Scan the above QR code and select 'Finding Places on Maps' to access the lesson on Inquisitive.com • Discuss slides 1-3 of the lesson, watching the video 'Wet & Wild' when prompted. • Answer the questions on each slide • Complete page 5 (the worksheet in your booklet) 	Science Sequencing Instructions 'Step by Step'  <ul style="list-style-type: none"> • Scroll down to 'Step by Step'. • Your passcode is: 8 5 5 1 • Watch the video links to help you answer the questions on pages 1-8. Upload your drawing/sequence from page 5 to Seesaw. 	STEM <i>Design and create...</i> ... a way to raise the water pail from the well.   <p><i>Have fun; the No.1 STEM rule!</i> Mrs. M.</p>	PDHPE Catching <ul style="list-style-type: none"> • Instruct students to get into the position ready for catching: <ul style="list-style-type: none"> - standing balanced - hands lightly cupped - eyes focused • To familiarise students with the concept of approaching objects, begin by getting them to: <ul style="list-style-type: none"> - experiment with rolling and trapping balls - roll balls at different speeds - roll balls directly towards or slightly to one side of a partner - move towards the rolling ball. <p>This will allow students to get the idea of focusing on the object and moving their hands towards the object.</p> <ul style="list-style-type: none"> • Instruct students to: <ul style="list-style-type: none"> - toss a ball or object in the air and catch - bounce and catch a ball - try experimenting with different arm positions - catch the ball without letting it touch the body - explore catching small objects using different arm positions to discover that elbows need to bend to 	Creative Arts Shadow Drawings Choose some objects that can stand up by themselves. This could be toys, cups, fruit. Go outside into a sunny place. Place your object at the edge of your paper and draw carefully around it. You may be able to add more objects depending on their size. Add your own details to the drawing. Return everything to where it belongs. 

				absorb the force. - Challenge yourself and see how many times you can catch the ball in 1 minute without dropping it. See if you can improve on your previous score.	
--	--	--	--	---	--

***Don't forget to start your homework on Monday**

*** Optional Home Reading task- Log on to 'Bug Club' via *ActiveLearn* and choose a book to read each day**