







Copacabana Public School
STAGE 1 - Weekly Overview – TERM 4 WEEK 1

WEEK 1

	Monday	Tuesday	Wednesday	Thursday	Friday
Fluency 8:55am-9:00am	PUBLIC HOLIDAY MONDAY	Read the 1st passage in your fluency book. After 1 minute, use a pencil to mark where you read up to.	Read the 1st passage again in your fluency book. After 1 minute, use a pencil to mark where you read up to. If you finish the passage before 1 minute is up, read the passage for a 2nd time.	Read the 1st passage again in your fluency book. After 1 minute, use a pencil to mark where you read up to. If you finish the passage before 1 minute is up, read the passage for a 2nd time.	On seesaw take a photo of your fluency passage. Record yourself reading the passage for 1 minute. Remember, if you finish the passage before 1 minute is up, read the passage for a 2 nd time.
Reading 9:00am-9:35am		Complete one lesson on Reading Eggs and/or Fast Phonics	Log on to Bug Club and choose a book to read today. Remember to click on the bugs throughout the book and answer the questions.	Complete one lesson on Reading Eggs and/or Fast Phonics	Log on to Bug Club and choose a book to read today. Remember to click on the bugs throughout the book and answer the questions.
Spelling 9:35am-10:00am		Complete the sound activities on Seesaw <ul style="list-style-type: none"> Diphthong Review (oo words, au words, aw words) 	Complete the sound activities on Seesaw <ul style="list-style-type: none"> /ar/ and /or/ sort R controlled Vowels Lesson ar 	Complete the sound activities on Seesaw <ul style="list-style-type: none"> Word Builder: Diphthongs oi and oy 	Complete the sound activities on Seesaw <ul style="list-style-type: none"> Soft c Hard C Hard g and soft g
 FRUIT BREAK 					
Writing 10:15am-10:50am		Inside Taronga Zoo's new Giraffe Barn https://www.youtube.com/watch?v=kli-tKan_zl&t=217s WRITING 'Mr Huff' 	Seals for the Wild at Taronga Zoo Sydney https://www.youtube.com/watch?v=yaSEcXAI7A POBBLE 365 The Surprised Mouse 	African Savannah Meerkat Keeper Talk at Taronga Zoo Sydney https://www.youtube.com/watch?v=k mEGmsRv6Wo KAHOOT! Click on the link in seesaw to play a game of kahoot! KODABLE - CODING	Sumatran Tiger Keeper Talk at Taronga Zoo Sydney https://www.youtube.com/watch?v=UiT_XoIC00M HANDWRITING STUDENT TEXTBOOK Complete the two 'Dd' pages in your handwriting textbook. Make sure you take your time and do your neatest writing.



Copacabana Public School
STAGE 1 - Weekly Overview – TERM 4 WEEK 1

		<p>Find this activity in seesaw and listen to Mrs Walters read the story of Mr Huff. Discuss how a 'Mr Huff' feels to you when you have a bad day. Can you write about this and don't forget to add some illustrations to your writing before you send it back to your teacher</p>	<p>Click on the Seesaw activity 'The Surprised Mouse' and answer one of the questions about this picture</p>	<p>https://www.kodable.com/</p> <p>Click on login Click school profile 1M K/1W (Yr 1) 2/3R (Yr 2) Code: CPS20212 1/2LP 2C Code: CPS20211 Find your name and click play</p>	<p>After you finish both pages, colour the pictures around the outside.</p>
LUNCH					
<p>Maths</p> <p>11:50am-12:40pm</p>		<p>Log into seesaw and watch the video and complete the assigned activities on FRACTIONS</p> <p>Number of the Day – Roll a dice and make a 2, 3 or 4 digit number. Complete the number of the day worksheet.</p>	<p>Log into seesaw and watch the video and complete the assigned activities on FRACTIONS</p>	<p>Log into seesaw and watch the video and complete the assigned activities on FRACTIONS</p>	<p>Log into seesaw and complete the assigned activities on FRACTIONS</p> <p>Number of the Day – Roll a dice and make a 2, 3 or 4 digit number. Complete the number of the day worksheet.</p> <p>Complete Mathletics tasks</p>
RECESS					
<p>KLA</p> <p>1:00pm-2:00pm</p>		<p style="text-align: center;">GEOGRAPHY</p> <p>How Places are Organised: Lesson 1 – How Spaces are Organised</p> <p>1. Please follow the link below and follow the lesson.</p> <p>http://inq.co/class/tnc</p>	<p style="text-align: center;">SCIENCE</p> <p style="text-align: center;"><u>Let's talk about fossils</u></p> <p>Find this activity on seesaw, watch the YouTube video and complete the activity</p>  <p>Can you draw your favourite Dinosaur and label his features (eg, long strong tail, big sharp teeth etc)? Upload a picture of your completed dinosaur and send it to your teacher.</p>	<p style="text-align: center;">PDHPE - Road Safety</p> <p>Log into seesaw and watch the video and complete the assigned activities.</p>	<p style="text-align: center;">'FABULOUS FUN-TIME FRIDAY'</p> <p style="text-align: center;">COMPUTERS AND IPADS OFF NO SCREENS</p>  <p style="text-align: center;">Time to play outside...</p>



Copacabana Public School
STAGE 1 - Weekly Overview – TERM 4 WEEK 1

Access code: 3764

Or access the link through
Seesaw.

Access code: 3764

2. Complete the following worksheet from your Geography booklet:
 - Make a list of the activities your class does in the classroom and choose one of the activities and draw a map to show how you would like to arrange the room, for that activity.

- No Library this week